


## 330 Watt POLYCRYSTALLINE SOLAR MODULE

AE7P330VB5B • AE7P325VB5B • AE7P320VB5B



### Special 5 busbar design



The unique cell design leads to reduction in electrodes resistance, shading area and increase in conversion efficiency. Residual stress distribution can be more even, reducing the micro-cracks risks.

# IP68

### IP68 Rated Junction Box

The Anchor IP68 rated junction box ensures an outstanding waterproof level, supports installations in all orientations and reduces stress on the cables. High reliable performance, low resistance connectors ensure maximum output for the highest energy production.

## Features



17.0%

### High module conversion efficiency

Module efficiency up to 17.0% achieved through advanced cell technology and manufacturing capabilities



PID Resistant

### High PID resistant

Advanced cell technology and qualified materials lead to high resistance to PID



0/+5W

### Positive tolerance

Positive tolerance of up to 5W delivers higher output reliability



2%

### Anchor current sorting process

System output maximized by reducing mismatch losses up to 2% with modules sorted & packaged by amperage



3800Pa  
5400Pa

### Extended wind and snow load tests

Module certified to withstand extreme wind (3800 Pascal) and snow loads (5400 Pascal) \*



Harsh environment

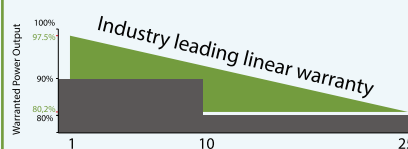
### Withstanding Harsh Environment

Reliable quality leads to better sustainability even in harsh environment like desert, farm and coastline

## Trust Anchor to Deliver Reliable Performance Over Time

- World-class manufacturer of crystalline silicon photovoltaic modules
- Unrivaled manufacturing capacity and world-class technology
- Rigorous quality control meeting the highest international standards: ISO 9001: 2008, ISO 14001: 2004 and ISO 17025: 2005
- Regular independently checked production process from international accredited institute/company
- Tested for harsh environments (salt mist, ammonia corrosion and sand blowing testing: IEC 61701, IEC 62716, DIN EN 60068-2-68)\*\*\*
- Long-term reliability tests
- 2 x 100% EL inspection ensuring defect-free modules

## Industry-leading Warranty based on nominal power



- 97.5% in the first year, thereafter, for years two (2) through twenty-five (25), 0.7% maximum decrease from MODULE's nominal power output per year, ending with the 80.2% in the 25th year after the defined WARRANTY STARTING DATE.\*\*\*\*
- 12-year product warranty
- 25-year linear performance warranty



DIN EN 61215 (VDE 0126 - 31)  
DIN EN 61730 - 1 (VDE 0126 Teil)  
DIN EN 61730 - 2 (VDE 0126 30-1 - 30-2)

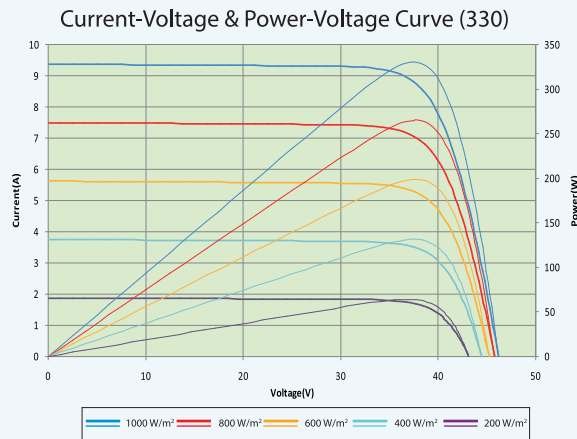
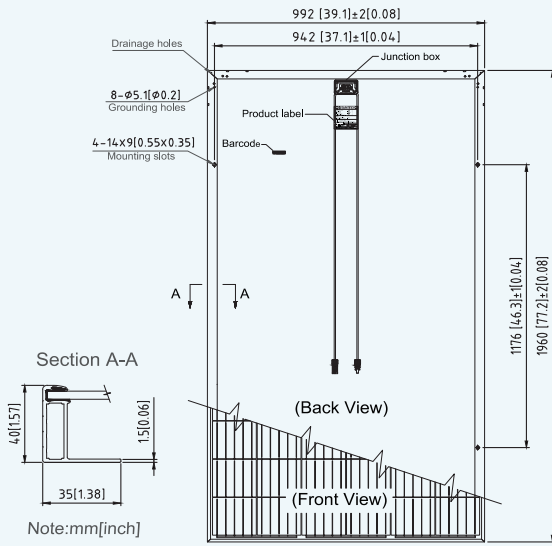
Certifications and standards:

IEC 61215, IEC 61730  
IEC 62804 | IEC 62716 | IEC 61701



\* Please refer to Anchor Standard Module Installation Manual for details. \*\*WEEE only for EU market.

\*\*\* Please refer to Anchor Product Near-coast Installation Manual for details. \*\*\*\* Please refer to Anchor Product Warranty for details.



## Dealer information



## Panasonic Life Solutions India Pvt. Ltd.

3rd Floor, B wing, I-Think Techno Campus, Pokhran Road No 2, Thane (west), Thane - 400607 Maharashtra

T: (9122) 42228888 | F: (9122) 42228888

Customer care no.: (022) 41304130, WhatsApp No: 91360 28606

Email: solar@anchor-world.com

www.lsin.panasonic.com

Information on how to install and operate this product is available in the installation instruction. All values indicated in this data sheet are subject to change without prior announcement. The specifications may vary slightly. All specifications are in accordance with standard EN 50380. Color differences of the modules relative to the figures as well as discolorations of/in the modules which do not impair their proper functioning are possible and do not constitute a deviation from the specification.

## Electrical Characteristics

STC	AE7P330 VB5B	AE7P325 VB5B	AE7P320 VB5B
Maximum Power at STC (Pmax)	330 W	325 W	320 W
Optimum Operating Voltage (Vmp)	37.5 V	37.3 V	37.1 V
Optimum Operating Current (Imp)	8.81 A	8.72 A	8.63 A
Open Circuit Voltage (Voc)	46.2 V	45.9 V	45.6 V
Short Circuit Current (Isc)	9.38 A	9.26 A	9.14 A
Module Efficiency	17.0%	16.7%	16.5%
Operating Module Temperature	-40°C to + 85°C		
Maximum System Voltage	1000 V DC (IEC)		
Maximum Series Fuse Rating	20 A		
Power Tolerance	0/+5 W		

STC: Irradiance 1000 W/m<sup>2</sup>, module temperature 25°C, AM=1.5; Best in Class AAA solar simulator (IEC 60904-9) used, power measurement uncertainty is within +/- 3%

NOCT	AE7P330 VB5B	AE7P325 VB5B	AE7P320 VB5B
Maximum Power at NOCT (Pmax)	243.5 W	240.0 W	235.0 W
Optimum Operating Voltage (Vmp)	34.3 V	34.2 V	33.9 V
Optimum Operating Current (Imp)	7.10 A	6.99 A	6.94 A
Open Circuit Voltage (Voc)	42.5 V	42.2 V	41.9 V
Short Circuit Current (Isc)	7.60 A	7.49 A	7.40 A

NOCT: Irradiance 800 W/m<sup>2</sup>, ambient temperature 20 °C, AM=1.5, wind speed 1 m/s; Best in Class AAA solar simulator (IEC 60904-9) used, power measurement uncertainty is within +/- 3%

## Temperature Characteristics

Nominal Operating Cell Temperature (NOCT)	45±2°C
Temperature Coefficient of Pmax	-0.41 %/°C
Temperature Coefficient of Voc	-0.33 %/°C
Temperature Coefficient of Isc	0.067 %/°C

## Mechanical Characteristics

Solar Cell	Polycrystalline silicon 6 inches
No. of Cells	72 (6 × 12)
Dimensions	1960 × 992 × 40mm (77.2 × 39.1 × 1.6 inches)
Weight	22.1 kgs (48.7 lbs.)
Front Glass	3.2 mm (0.13 inches) tempered glass
Frame	Anodized aluminium alloy
Junction Box	IP68 rated (3 bypass diodes)
Output Cables	4.0 mm <sup>2</sup> (0.006 inches <sup>2</sup> ), symmetrical lengths (-) 1100mm (43.3 inches) and (+) 1100 mm (43.3 inches)
Connectors	MC4 compatible

## Packing Configuration

Container	20' GP	40' GP	40' HC
Pieces per pallet	26	26	26
Pallets per container	5	12	24
Pieces per container	130	312	624